



ART GLASS & SUPPLIES  
**ED HOY'S**  
*International*

SUMMER CLASSES **2019**



We work to bring beautiful glass into the lives of anyone and everyone, offering fresh opportunities to expand your creative expression through what we believe is the most powerful medium for change: art.

Ed Hoy's International was the unrelenting dream and driving force of our founder, Mr. Ed Hoy himself. Since 1972, we have not only sold art glass to hundreds of artists, galleries, architects, and designers, we've worked to inspire them.

Our art glass classes bring new techniques with real-world applications to the forefront, giving established glass artists and newcomers alike the opportunity to expand their fusing, flameworking, and coldworking techniques in a fun and safe learning environment.

**Proud to announce our Summer 2019 (July - September) classes.**

## FUSED PLANT STAKES

Add artful charm to flower arrangements or jazz up your garden with a fused glass plant stake. In this 2 hour class, you will learn to cut and layer glass elements to create two unique plant stakes. All tools and materials are included. Students from 2nd grade and up are welcome. Younger students require an adult guardian to assist with the materials.

(1) - 2 Hour Session



### Dates & Times

Saturday, July 6<sup>th</sup> | 10am - 12pm  
Thursday, September 12<sup>th</sup> | 6:30pm - 8:30pm

### Price

\$65

[REGISTER](#)

## KILN BASICS: I HAVE A KILN...NOW WHAT?

Just bought a new glass kiln or thinking of buying one? Then this class is for you!

We will discuss set-up, safety, how to program and use your kiln, the difference in kiln wash formulas, fiber papers, molds and more. A better understanding of your kiln will give you the confidence you need to begin glass fusing in your own kiln!

(1) - 2 Hour Session

### Dates & Times

Wednesday, July 10<sup>th</sup> | 6:30pm - 8:30pm  
Thursday, August 1<sup>st</sup> | 6:30pm - 8:30pm  
Saturday, August 31<sup>st</sup> | 10am - 12pm

### Price

\$35

[REGISTER](#)



## TAKING IT TO THE EDGE

A solid foundation in glass cutting is essential in all fused glass work. Strip construction is one of the most versatile approaches in both furthering one's cutting abilities and in offering a variety of exciting design possibilities.

This nontraditional approach to coloring and staining glass will enhance your undulating strip-cut compositions. The flexibility of this technique encourages creativity and expression! No glass experience needed for this rewarding technique.

(1) - 4 Hour Session & (1) - 3 Hour Session

### Dates & Times

Thursdays, July 18<sup>th</sup> | 5pm - 9pm & July 25<sup>th</sup> | 6pm - 9pm

### Price

\$175

[REGISTER](#)



## FLOWER POWER

Have fun with this easy method of blending glass powders into bright and cheerful patterns resembling tie dye. Learn how to utilize multiple sizes of frit in combination with your custom mixtures to create a set of three dishes or organic sculptures. This process is highly addictive and easy enough for anyone to enjoy. No fusing or glass cutting experience is required.

(1) - 3 Hour Session



### Dates & Times

Saturday, July 20<sup>th</sup> | 10am - 1pm

Wednesday, August 21<sup>st</sup> | 10am - 1pm

Thursday, September 19<sup>th</sup> | 6pm - 9pm

### Price

\$95

[REGISTER](#)

## FOR THE BIRDS

Your feathered friends will be bathing in luxury when you create this one of a kind fused glass bird bath for your garden. Join us for this one night, hands on, creative workshop. Place the birdbath right outside your window so you can have a front row seat while the birds enjoy your piece.

Glass cutting will be demonstrated in class so no prior experience or skills are needed. All students are encouraged to bring design inspiration to class to fill their 16" disc. Projects will be fired and slumped after class and available to pick up at a later date.

(1) - 3 Hour Session

### Dates & Times

Wednesday, July 24<sup>th</sup> | 6pm - 9pm

### Price

\$215

[REGISTER](#)



## FUSED GLASS PINWHEEL

Add shimmering color to your garden with a kiln-formed glass pinwheel. In this 4-hour class you will learn different techniques for using frit, stringer, and accessory glass to create a pinwheel that showcases your unique style. Students will learn the subtle differences of working with thin (2 mm) glass and helpful tips for cutting ovals and sharp curves. Students will also learn to work with refractory fiber paper to create a single-use custom support that will be used to slump their pinwheel.

Pinwheels will be fired and slumped after class and will be available to pick up at a later date. Students will be provided with an axle assembly and copper tube to support their pinwheel. Prior glass cutting experience is required.

(1) - 4 Hour Session

### Dates & Times

Saturday, July 27<sup>th</sup> | 10am - 2pm

### Price

\$125

[REGISTER](#)



## FUSING FUNDAMENTALS

Explore the art of kiln formed glass in this 3 hour introductory class. Learn the process of glass fusing from cutting and designing to glass compatibility, kiln preparation and firing schedules. Each student will make a serving piece with an emphasis on layering transparent and opaque glasses to create patterns with visual textures. Once fused, your piece will be fired a second time to shape it.

(1) - 3 Hour Session

### Dates & Times

Wednesday, July 31<sup>st</sup> | 6pm - 9pm

Wednesday, September 4<sup>th</sup> | 6pm - 9pm

### Price

\$105

[REGISTER](#)



## FUSED GLASS DECORATIVE LANTERN

Lanterns make any space comfortable and inviting and add a beautiful accent to any decor. In this class you will convert a plain glass lantern into a gorgeous decorative fused glass lantern by creating four custom fused glass inserts using frit, stringers and other accessory glass. Lantern, size 11”h x 6”w x 6”d, is included in the class fee as well as all tools and materials to create this one of a kind gift to give or keep for yourself. No prior glass cutting or fusing experience necessary.

(1) - 3 Hour Session

### Dates & Times

Thursday, August 22<sup>nd</sup> | 6pm - 9pm  
Saturday, September 7<sup>th</sup> | 10am - 1pm

### Price

\$95

[REGISTER](#)



## FUSED GLASS PENDANTS

Show off your unique personal style in this fun and easy class. Our studio is stocked with a wide range of colored and patterned sheet glass to select from as you learn to design, cut and assemble glass. Learn to design your own parts sheets to create jewelry that will set your work apart. Finishing techniques, including cold working your pendants, will be used to complete your jewelry.

(2) - 3 Hour Sessions



### Dates & Times

Wednesdays, September 11<sup>th</sup> & 18<sup>th</sup> | 6pm - 9pm

### Price

\$115

[REGISTER](#)

## FUSED GLASS WIND CHIME

Add sparkle to your surroundings with a fused glass wind chime. In this two session workshop, learn to cut glass and assemble all the pieces that are necessary to make your wind chime. In the second session you will learn how to string together all your fused pieces using crimps and wire to create a one-of-a-kind wind chime. All tools and materials (except beads) are included.

(1) - 4 Hour Session & (1) - 3 Hour Session



### Dates & Times

Saturdays, August 3<sup>rd</sup> | 10am - 2pm  
& August 17<sup>th</sup> | 10am - 1pm

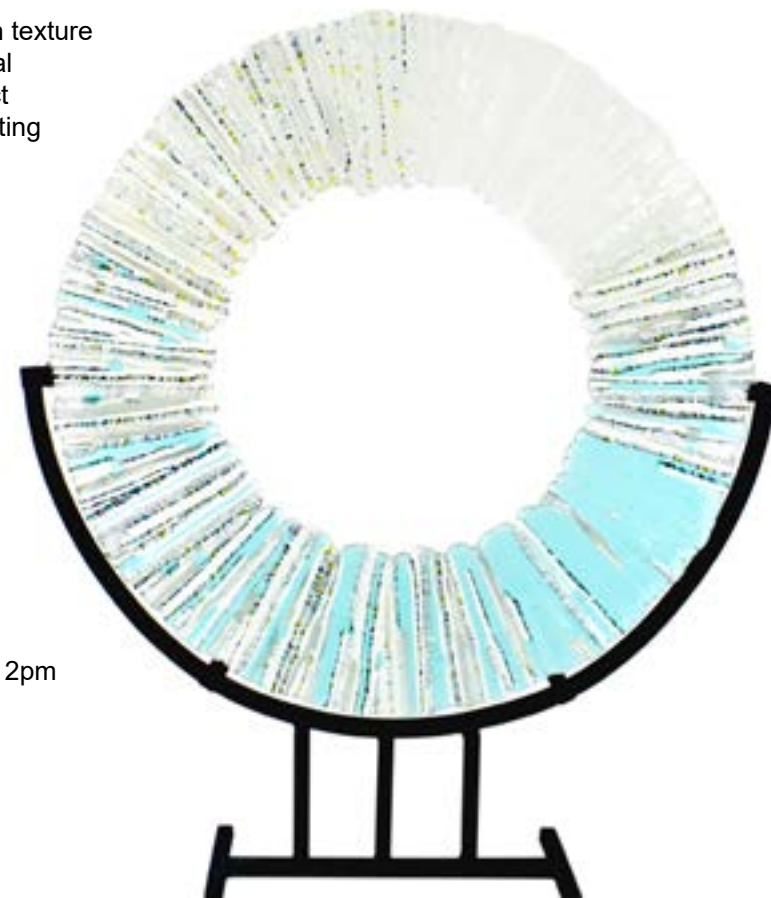
Price  
\$125

[REGISTER](#)

## RING OF ICE AND FIRE

Create your very own striking sculpture rich with texture and subtle details. This project combines several intermediate fused glass techniques to construct an outstanding 16" glass ring. Broaden your cutting skills as you build. Basic fusing experience and patience is required. The end result will surely grace your mantle! Iron stand included.

(2) - 4 Hour Sessions & (1) - 3 Hour Session



### Dates & Times

Wednesday - Friday, August 14<sup>th</sup> & 15<sup>th</sup> | 10am - 2pm  
& August 16<sup>th</sup> | 10am - 1pm

Price  
\$275

[REGISTER](#)

## INTRODUCTION TO BOROSILICATE MARBLES

Learn the frameworking technique of marble making using borosilicate glass rods (COE 33). This one day, 4-hour session will begin with a discussion of safety, shop set up, tool and equipment use followed by a demonstration. Students will learn to gather glass and shape it in a marble mold, attach cold and hot sealed puntys and finish the surface to make a shiny flame-polished marble. There will be plenty of hands-on practice to create a single-color transparent marble and a frit decorated marble. Annealing schedule will be provided. Marbles will be available for pick up after the class. For your safety, please wear cotton clothing, closed-toe shoes and be sure to pull back long hair.

(1) - 4 Hour Session



### Dates & Times

Saturday, August 24<sup>th</sup> | 10am - 2pm

### Price

\$150

[REGISTER](#)

## DATE NIGHT "HAPPY" PLATTER NIGHT

Make a date with your honey, your BFF, your coworker, your favorite child, your Mom (she'll be so happy) or simply treat yourself and make some fun, fusing friends. Date night at Ed Hoy's is all about the experience. Each registrant will create either two custom square plates or one rectangular tray. This technique is easy to do using scissors and exact-o knives. Patterns may be as simple as sample shown or as complex as your creativity dictates. No experience is necessary and no glass cutting will be needed. Let your imagination run free and learn something new! Projects will be fired and slumped after class and available to pick up at a later date.

(1) - 3 Hour Session



### Dates & Times

Thursday, August 29<sup>th</sup> | 6pm - 9pm

### Price

\$95

[REGISTER](#)



## COPPER FOIL PENDANT LIGHTS

Illuminate your home by creating two (2) handcrafted one-of-a-kind pendant lights. Using the copper foil method for stained glass, students will design and construct eight 5" x 5" flat panels, then assemble them into two hanging pendant lights.

Previous stained glass experience using the copper foil method is required. All tools and materials, including hanging hardware, is included in the class fee.

(2) - 4 Hour Sessions

### Dates & Times

Fridays, September 6<sup>th</sup> & 13<sup>th</sup> | 11am - 3pm

### Price

\$250


[REGISTER](#)



## FUSING FUND: TILE SAW CUTTING "SERVING PLANK"

Create a one of a kind glass slab in any color of the rainbow and then learn how to use the tile saw to slice it up and create a serving plank. Students will learn volume calculations for creating glass slabs and mass and movement of glass casting. This class has very little glass cutting so it is a good option for those just beginning their glass studies but also great for those with experience to use glass scrap and explore a new technique.

(2) - 3 Hour Sessions



### Dates & Times

Saturday, September 14<sup>th</sup> & 21<sup>st</sup> | 10am - 1pm

### Price

\$225

[REGISTER](#)

# POWDER PLAY

*Artist Holly Cooper*

As bead makers we are always looking for new ways to use materials to lend a uniqueness to our work. In this class we will explore glass powders in new and interesting ways. Enamels and powdered frits will be our paints, interesting methods of application will be our brush, glass beads, our canvas. We will examine and explore color interaction: how colors enhance one another, choosing a color palette and how color creates luminosity and visual depth.

Bring your imagination and willingness to play!

The first part of the class will be devoted solely to glass powders and how to use them to add texture and color to your bead designs. As we progress, we will focus on the addition of stringer design and how to apply them using powders to add another level of color and texture to the bead surface.

## Dates & Times

July 15<sup>th</sup> - 17<sup>th</sup>

## Price

\$725 | Loyalty Rewards: \$675

[REGISTER](#)



# CANE CONSIDERATIONS

*Artist Nathan Sandberg*

While other workshops may have given you a taste for how the Vitrigraph kiln can be used, this is your chance to sharpen your pulling skills and understanding of the cane making process. In this unique four-day workshop each student will have access to three full pots of glass and will work independently with the hot molten material at the Vitrigraph.

Classroom discussions and demonstrations will cover the many ways cane can be used in kiln-glass projects and students will have the opportunity to transform their cane in subsequent in class firings. At the conclusion of the workshop students will possess a bundle of cane and will be well prepared to use the remaining material in future projects. All experience levels are welcome but those new to kiln-glass should be prepared to be challenged...and excited.



## Dates & Times

August 5<sup>th</sup> - 8<sup>th</sup>

## Price

\$1095 | Loyalty Rewards: \$1045

[REGISTER](#)



# STAINED GLASS: FROM DESIGN TO DISPLAY

*Artist Joseph Cavalieri*

This class encompasses all aspects of making a stained glass panel, from design and production, to mounting the work in a 10 x 10 inch frame, lit with LED lighting. Many samples will be made in class, plus one frame and LED lights will be provided to each student to professionally mount and display a work made in class.

Techniques covered including painting, pen-and-ink drawing, and air-brushing with enamels, sand-blasting and cut paper processes, mounting and adding a LED lighting system. We will use premixed enamel paints which are added to the surface of the glass, then kiln fired, then copper foiled and soldered.

**Skill level:** Perfect for students that know the Tiffany Technique, and want to expand their knowledge further.

## Dates & Times

August 26<sup>th</sup> - 28<sup>th</sup>

## Price

\$695 | Loyalty Rewards: \$650

[REGISTER](#)



# EXPLORE KILN CASTING

*Artist Gloria Badiner*

This rapid paced hands-on class will take you through a series of mold forming techniques including box casting, 2-part molds, lost wax and open-face. Participants will have access to a variety of mold making materials and glasses. Handouts will be included with firing schedules, instructions and materials list for reference. Pricing of your work will be discussed.



## Dates & Times

September 24<sup>th</sup> - 28<sup>th</sup>

## Price

\$895 | Loyalty Rewards: \$850

[REGISTER](#)



# OPEN STUDIO

---

## Looking for more space to create? We can help!

If you have completed at least one class at Ed Hoy's, you are eligible to attend Open Studio.

- No techniques are taught during Open Studio, therefore, you must have the knowledge and skill necessary to complete your project.
- Bring or purchase your glass and accessory glass (frit, stringers, dichro, etc.) as these items are not included. Kilns will be loaded and programmed by an Ed Hoy staff member.
- Personal tools, materials and projects may not be stored at Ed Hoy's studio.
- Projects made outside of Open Studio that require fusing can be arrange to be fired by calling or emailing Ed Hoy's.
- Please reserve your spot at [edhoy.com/classes](http://edhoy.com/classes)
- Sandblasting, Lap Wheels and Tile Saws are not included for use during Open Studio.
- All Levels
- FREE



Open Studio is offered at various dates and times throughout each month.

---

## July Dates

**Wednesdays:** 10<sup>th</sup>, 24<sup>th</sup> & 31<sup>st</sup> | 11am - 3pm

**Thursdays:** 25<sup>th</sup> | 11am - 3pm

**Thursdays:** 11<sup>th</sup> | 11am - 7pm

**Fridays:** 5<sup>th</sup>, 12<sup>th</sup>, 19<sup>th</sup> & 26<sup>th</sup> | 11am - 3pm

## August Dates

**Thursdays:** 1<sup>st</sup>, 22<sup>nd</sup> & 29<sup>th</sup> | 11am - 3pm

**Fridays:** 2<sup>nd</sup>, 23<sup>rd</sup>, & 30<sup>th</sup> | 11am - 3pm


## September Dates

**Wednesdays:** 4<sup>th</sup>, 11<sup>th</sup> & 18<sup>th</sup> | 11am - 3pm

**Thursdays:** 12<sup>th</sup> & 19<sup>th</sup> | 11am - 3pm

**Thursdays:** 5<sup>th</sup> | 11am - 7pm

**Fridays:** 20<sup>th</sup> | 11am - 3pm



**Cane Considerations  
with Nathan Sandberg**

**Ed Hoy's International**  
27625 Diehl Road, Warrenville, IL 60555

**Sign up for our 2019 Classes!**  
Call 1-800-468-4527 or visit [www.edhoy.com](http://www.edhoy.com)